

AR WORLD SERIES



ADVENTURE RACING WORLD SERIES MANDATORY EQUIPMENT LIST RL60, A RAID LOWLANDS RACE



ADVENTURE RACING WORLD SERIES MANDATORY EQUIPMENT LIST — REGIONAL ROUND — Version 1.5 dated 18 February 2022.

The AR World Series members using this list have collectively agreed on standard mandatory equipments, and definitions of this equipment, that individuals and teams must carry while participating in an AR World Series adventure race. They have also agreed on the rational and logic for the inclusion of items on this list. Additional items may be added by race organisers where they are specific to their location, conditions or laws of the host country.




PERSONAL RESPONSIBILITY AND ASSUMPTIONS - You and your team together are responsible entirely for carrying suitable and appropriate equipment, clothing and sustenance for the climate, conditions and activities in the event. This Mandatory Equipment List is NOT a list of the only items you should take. It contains the mandatory items that you and your team must carry with you, at specified times, to meet minimum safety requirements by law, prevent and/or treat SOME potential injuries, and short term survival purposes (for example a seriously injured team member, in a stationary position, overnight in bad weather). It assumes your team members will NOT separate during the race and that you may share between members the mandatory equipment that must be carried. You will certainly need additional equipment, clothing, food and drink for your participation in the event.

RECOMMENDED AND INFERRED ITEMS - The following items, categories of equipment or related items, are either strongly recommended by organisers, or assumed to be an inferred requirement as competitors must have an understanding of adventure racing, the activities they will be participating in, and general outdoor adventure knowledge and experience.






- ▶ Backpacks and water carrying containers/ bladders/ bottles.
- ▶ Foods and sustenance, sufficient until the next re-supply, including quantity for unexpected circumstances.
- ▶ Personal race clothing and footwear suitable for extreme conditions (including accessories such as hats/ gloves, eye protection, watch/altimeter as required and clothing for water activities such as wetsuits).
- ▶ Cycle repair kit (including pump, tubes, tools and spare parts).
- ▶ Waterproofing/ dry bags to keep personal and team equipment as dry as necessary.
- ▶ Water purification device or chemicals - to avoid illness from drinking contaminated water.
- ▶ Personal medications (not in contravention of anti-doping rules) permitted analgesics, therapeutic medicines, medical insurance certificates, allergy or illness identification tags, sun protection creams.
- ▶ Money/ Credit card, personal identification card/ Passport, immigration or visa certificates.
- ▶ Additional and back up Mandatory/ Recommended and Inferred items in re-supply boxes as permitted.

RULES - As a competitor in the AR World Series event using this list, you and your team are required to carry the mandatory equipment items with you at the specified times. Checks of mandatory equipment may occur during the race and missing equipment may result in penalties or disqualification as per the race rules. If any items are used/ consumed/lost during a leg, they must be replaced at the next transition point. The mandatory equipment is divided into two categories, equipment you and your team must carry at ALL times, and equipment you and your team must carry during a specific discipline.




			ALL TIMES - ALL DISCIPLINES	
Yes/No	Name	Image	Quantity	Description
✓	Official Race Number (Jersey/ Bib/ Number)		1 x per competitor (no share)	The official race number must be worn by each competitor at all times as the outermost garment. Vest/packs that cover the front of the number are not permitted. Race numbers are provided by the race organisers.
✓	Whistle		1 x per competitor (no share)	Each competitor must carry at all times a whistle that is pea-less and functional in wet conditions. It must be easily accessible at all times to sound an alert if required.
✓	Light Source (Headlamp)		1 x per competitor	Light source (such as headlamp), waterproof with the required batteries for the section of the race. Different light sources may be used in different disciplines e.g. headlamp, cycle lights.
✓	Shell Layer Top (Jacket)		1 x per competitor	The shell/ outer layer jacket must be waterproof, windproof, breathable as specified by the manufacturer. A hood is not mandatory.
✓	Magnetic Compass		1 x per team	Quality compasses for accurate navigation. Compass must have a needle balanced to the magnetic zone of the race. Watch compasses do not meet these requirements.
✓	Course Information and Maps		1 x per team	Course maps, course notes and passport/ control card, provided by organisers, appropriate for section of the race teams are completing. Adequate waterproofing e.g. laminated or waterproof paper, clear adhesive(Contact) or waterproof map bag.
✓	Survival Blanket (Space Blanket)		1 x per competitor	Sheet or bag of material coated in a metallic reflective agent. Used in emergencies to reflect heat. Can be used to counter hypothermia, but also provide shade or aid in visibility. (note bags can deteriorate over time).

✓	First Aid Kit		1 x per team	First Aid contents specified separately. Must be contained in waterproof bag.
✓	Cell Phone		1 x per team	Cell phone with fully charged battery, turned off and sealed in opaque and waterproof bag/container for emergency use only. Race organisers will provide advice on specific cell network (if required) and seal phones in security bags before the race. Cellphone is accessible without a password. Telephone number of race-director and emergency number (ICE) are stored.
✓	Digital Camera		1 x per team	Camera or electronic recording device (e.g. video camera/ GoPro), waterproof, shockproof with charged battery. Accessible location/ GPS information not permitted. Used to photograph in case of missing checkpoint.






 **ALL TIMES - MOUNTAIN BIKE DISCIPLINE**

	Name	Image	Quantity	Description
✓	Mountain Bike		1 x per competitor	Mountain Bike appropriate for adventure racing. No road or cyclocross bikes.
✓	Helmet		1 x per competitor	Cycle helmet with an approved safety standard certification. (e.g. CE, UIAA or country equivalent). Worn at all times while cycling.
✓	Front Light		1 x per competitor	Front facing white light. May be head or handlebar mounted. Must be on between sunset and sunrise and in reduced visibility.
✓	Rear Light		1 x per competitor	Rear facing red light. Must be mounted on the bicycle. Must be on between sunset and sunrise and in reduced visibility. Recommended spare rear light is carried amongst team.
✓	Tools		1 x per Team	Suitable for mountain bike parts. The following parts should be able to be disassembled and assembled with this tool. Pedals, handlebars and wheel.

 **ALL TIMES - PADDLING DISCIPLINE**

	Name	Image	Quantity	Description
✓	Personal Flotation Device (PFD/ Lifejacket)		1 x per competitor (no share)	Provided by race organisers.
✓	Paddle		1 x per competitor	Supplied by race organisers. You can NOT bring your own paddles
✓	Boat		as per race organiser	Supplied by race organisers.

 **FIRST AID KIT - ALL TIMES - ALL DISCIPLINES**

	Name	Image	Quantity	Description
✓	Pressure Bandage (Elastic/ Crepe)		2m long x 7.5cm wide	Total length of bandage is minimum of 2 metres and minimum width is 7.5cm un-stretched. Multiple bandages are permitted. Used to create localised pressure to site of injury or wound.
✓	Triangular Bandage		1 x	This bandage in shape of right angle triangle can be used to make a sling, as normal bandage and other applications.
✓	Wound Dressing (Sterile)		2 x	Dressing minimum dimensions 7.5cm x 7.5cm each. Applied to wound to prevent further harm and promote healing. Self adhesive or used in conjunction with a bandage. Gauze dressing with nonstick film recommended.
✓	Strapping Tape (Adhesive/ surgical tape)		1 x	One roll of strapping tape. Can be used to secure bandages or dressings and in improvised splints.
✓	Medical Gloves		1 x	To protect the wearer and/or the patient from the spread of infection or illness. Use medical gloves when your hands may touch someone else's body fluids (such as blood, respiratory secretions, vomit, urine or feces)

Recommended Items - Additional first aid items that are highly recommended include (not in contravention of anti-doping rules) analgesics, anti-inflammatory, electrolyte replacement, disinfectant and antiseptic solutions/creams, blister treatment, CPR face shield.